




Cells within the Same Plant or Animal Observation Sheet

Directions: View all four parts of the plant or animal under the microscope. Make detailed drawings of what you see. Using the lines provided, describe what you observed.

<p>Object: _____ Power: _____</p>  <hr/> <hr/> <hr/> <hr/> <hr/>	<p>Object: _____ Power: _____</p>  <hr/> <hr/> <hr/> <hr/> <hr/>
-----------------------------------------------------------------------------------------------------------------------------------------------------------------	-------------------------------------------------------------------------------------------------------------------------------------------------------------------


Object: _____

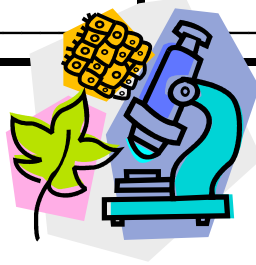
Power: _____



Object: _____

Power: _____





Using complete sentences, answer the following questions.

1. How are the cells alike?

2. How are the cells different?

3. Why do you think some of the cells look different?
